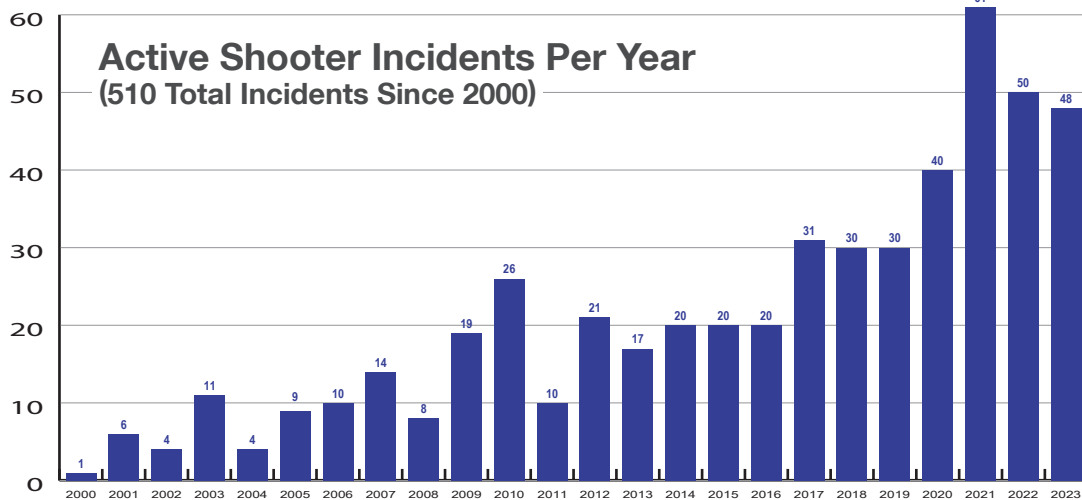


ACTIVE SHOOTER INCIDENTS IN THE U.S. 2000 - 2023



CASUALTIES

Excluding the shooters

3657

1407 Killed
(36 Law Enforcement)

2395 Wounded
(128 Law Enforcement)

Firearms Used - 711

Handgun - 465

Rifle - 176

Shotgun - 60

Unknown - 10

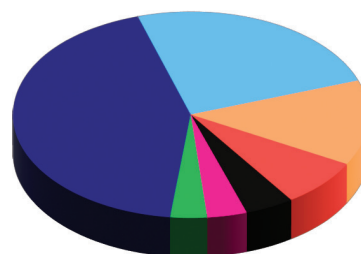
Multiple firearms were used in 132 incidents.

KEY FACTS

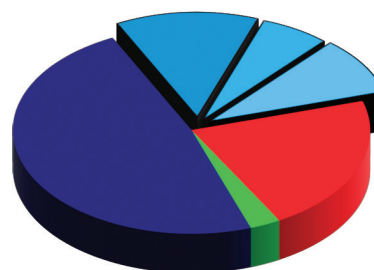
The FBI defines an active shooter as one or more individuals actively engaged in killing or attempting to kill people in a populated area.

- **180** (35%) incidents met “mass killing” definition (3 or more killings in a single incident).
- **116** incidents (23%) occurred in multiple locations.
- **13** incidents (2.5%) involved more than one shooter.
- **12** shooters (2.2%) had access to or deployed additional devices (i.e. IEDs, incendiary devices, smoke grenades, tear gas canisters, knives).
- **22** shooters (4%) wore body armor.
- Since 2000, 510 active shooter incidents occurred in 46 states and the District of Columbia. California (64), Texas (43), Florida (39), Pennsylvania (27), and Ohio (22) had the highest number of active shooter incidents.

Shooting Locations



Shooter Outcomes



Source: U.S. Department of Justice, Federal Bureau of Investigation: Active Shooter Incidents in the United States.



National Center for Integrated Emergency Response® (NCIER)
1325 Oviedo Mall Blvd, Oviedo, FL 32765
407-328-7900 • www.ncier.org • info@ncier.org